



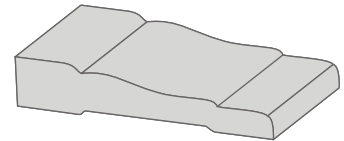
molding chart

ironwood manufacturing

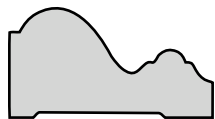
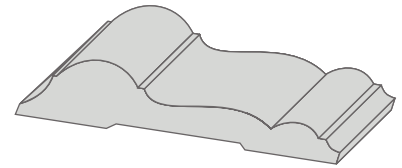
Please note: Unless otherwise specified molding frames will be built in "picture frame" style.
(thicker edge of molding to the outside of the frame)



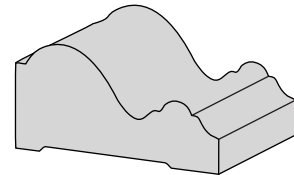
661 - Blaine
(5/8 x 2 -1/2)



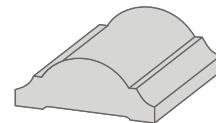
2033 - Dalbogh
(11/16 x 3)



598 - Miranda
(7/8 x 1 -5/8)



1041 - Digby
(5/8 x 1 -9/16)



617 - Delta
(5/8 x 1 -1/8)



Shown are stock profiles, others are available at additional costs and lead time.

ironwood mfg - Refer to actual samples to confirm selection. Offered profiles are subject to change without notice.
