

DESCRIPTION

Zero Sightline eliminates the sight gap between the door and pilaster. This increases privacy, user confidence and security. Zero Sightline is built by machining a lap joint into the door and the pilaster. This lap joint is half the thickness of the materials by 1/2 inch nominal. The lap joint is sealed and finished by applying a coordinating edge band using PUR adhesive to improve moisture resistance.

CONSIDERATIONS

Door/pilaster tolerance is tight and provides only minimal adjustment.

Lap joints are machined full length in door and pilaster.

Budget should be consulted prior to specifying.

Hinge side lap joints are not provided when combined with Continuous Hardware package.

CONSTRUCTION

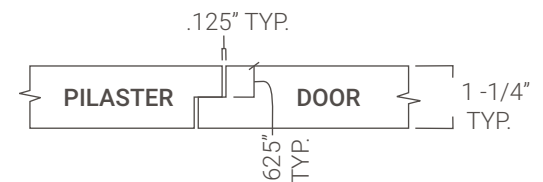
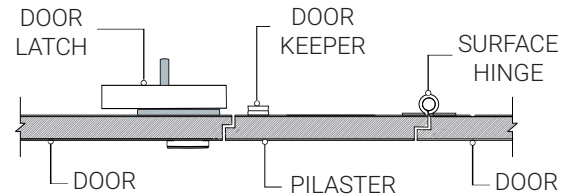
Pilaster Lap: machined half the thickness of the material by 1/2 inch nominal. Lap is machined full length of component. Pilaster lap interlocks with door lap.

Door Lap: machined half the thickness of the material by 1/2 inch nominal. Lap is machined full length. Door lap interlocks with door pilaster.

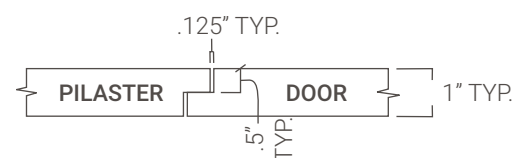
Edge Finish: lap joints are wrapped with a matching, .018 (.5mm) thick edge band and adhered using PUR adhesive. Banding is applied, trimmed, and buffed to remove sharp edges and maintain color.

DIMENSIONS

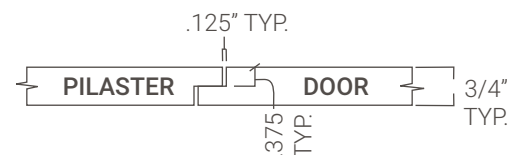
Lap Joint Dimension by Material			
	Lap Depth	Lap Width	Gap
High Pressure Laminate	.625	.5	.125
Wood Veneer	.625	.5	.125
Compact Laminate (slab)	.375	.5	.125
Compact Laminate (stile & rail)	.5	.5	.125



1-1/4"
HIGH PRESSURE LAMINATE
WOOD VENEER



1" COMPACT LAMINATE (STILE/RAIL)



3/4" COMPACT LAMINATE (SLAB)