

DESCRIPTION

Continuous stainless steel hardware is made from type 304, stainless. Type 304 stainless has good casting, shearing, and forming properties as well as having strong corrosion resistance. Components are formed, deburred and finished with a number 4 brushed finish. This type of hardware adds privacy, is substantial, durable, and requires minimal maintenance.

CONSIDERATIONS

This hardware allows for 3/8" min. gaps.

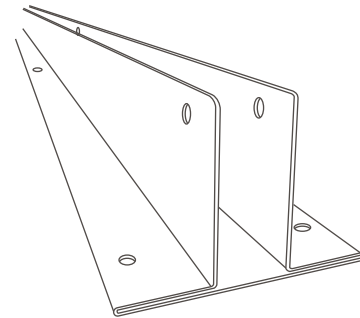
A 71 inch hinge is provided for both 72 and 84 inch tall doors..

Finish is number 4 brushed.

Continuous bracket may look institutional.

Hinges are visible from the swing face of door, thru bolts from the non-swing face.

Review budget prior to specifying.



CONSTRUCTION

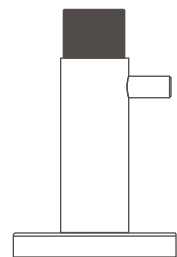
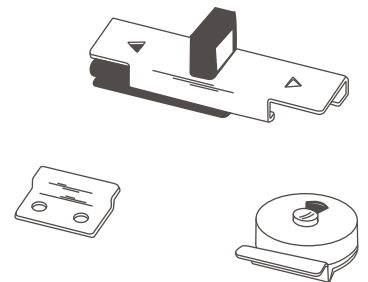
Brackets: 1 ear, 2 ear, U type, and alcove clips to fit toilet partition component.
18 gauge (.046) thick type 304 stainless steel with number 4 brushed finish.

Hinge: surface mounted, 14 gauge (.075) thick type 304 stainless steel with number 4 brushed finish. Hinge is available in fixed 20° and 0° rest positions and 57 and 71 inch lengths.

Pull: Bar type, 13 gauge (.094) thick type 304 stainless steel with number 4 brushed finish. 8 inch (200mm) overall and 4 inch (100mm) center to center and 2 inch (50mm) tall.

Hook/Bumper: combination type, 304 stainless steel with number 4 brushed finish. Hook includes integral black rubber bumper.

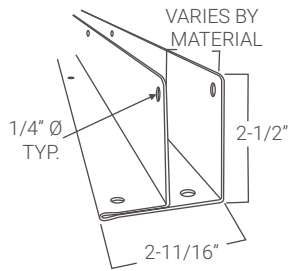
Latch: occupancy indicator style with keeper. 13 gauge (.094) thick type 304 stainless steel with number 4 brushed finish.



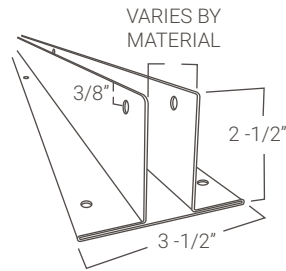
DIMENSIONS

Bracket Depth				
	1 Ear	2 Ear	U Bkt	Alcove
Depth inch	2.5	2.5	1.5	2.375
Depth mm	64	64	38	60

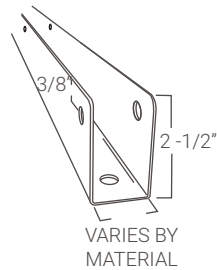
Bracket/Hinge Heights	
Inch	mm
57	1448
71	1803



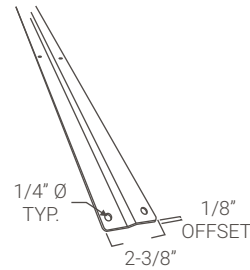
One Ear Bracket



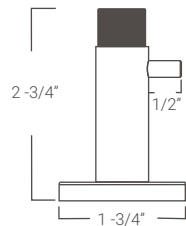
Two Ear Bracket



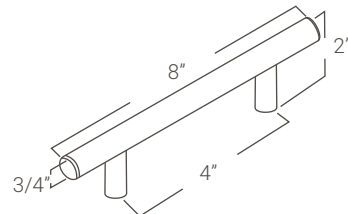
U Bracket



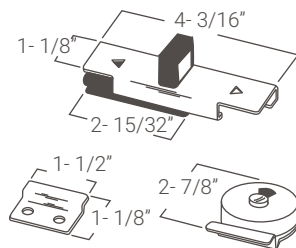
Alcove Clip



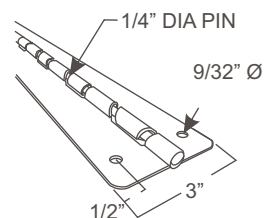
Coat Hook-Bumper



Pull



Indicator Latch-Keeper



Surface Mount Hinge