

## DESCRIPTION

Standard stainless steel hardware is made from type 304, stainless. Type 304 stainless has good forming, welding and drawing properties as well as having strong corrosion resistance. Components are sheared, formed, welded, and then finished with a number 4 brushed finish. This hardware package is inexpensive and allows for minimal gaps when installed.

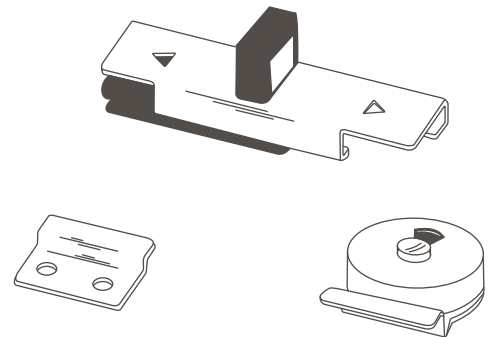
## CONSIDERATIONS

This hardware allows for 3/8" min. gaps.

Finish is number 4 brushed.

Stamped hardware is flat, low profile and square edged.

Hinges are visible from the swing face of door, thru bolts from the non-swing face.



## CONSTRUCTION

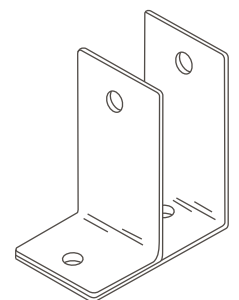
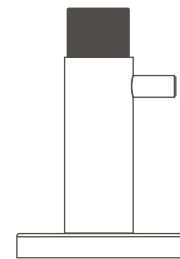
Hinge: surface mounted, 11 gauge (.125) thick type 304 stainless steel with number 4 brushed finish. Fully adjustable, cam and pintle. 3" wide by 2-1/2" tall.

Brackets: 1 ear, 2 ear, U type, and alcove clips to fit toilet partition component. 18gauge (.046) thick type 304 stainless steel with number 4 brushed finish.

Pull: Bar type, 13 gauge (.094) thick type 304 stainless steel with number 4 brushed finish. 8 inch (200mm) overall and 4 inch (100mm) center to center and 2 inch (50mm) tall.

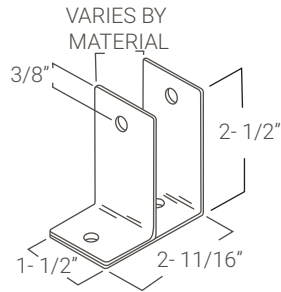
Hook/Bumper: combination type, 16 gauge (.063), thick type 304 stainless steel with number 4 brushed finish. Hook includes integral black rubber bumper.

Latch: occupancy indicator style with keeper. 13 gauge (.094) thick type 304 stainless steel with number 4 brushed finish.

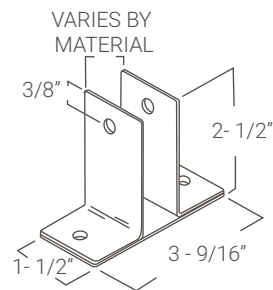


## DIMENSIONS

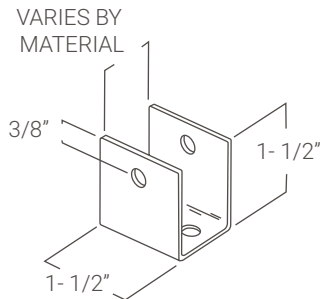
Bracket Height and Depth				
	1 Ear	2 Ear	U Bkt	Alcove
Height inch/mm	1.5 / 38	1.5 / 38	1.5 / 38	1.5 / 38
Depth inch/mm	2.5 / 64	2.5 / 64	1.5 / 38	2.375 / 60



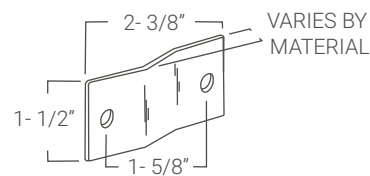
**One Ear Bracket**



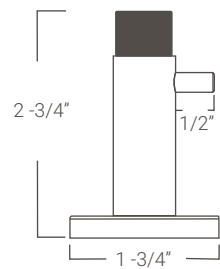
**Two Ear Bracket**



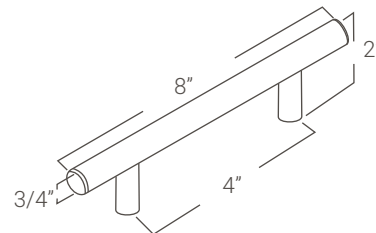
**U Bracket**



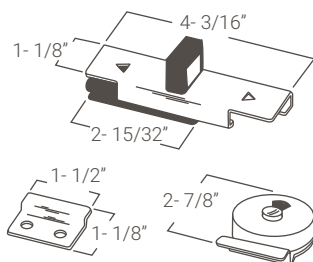
**Alcove Clip**



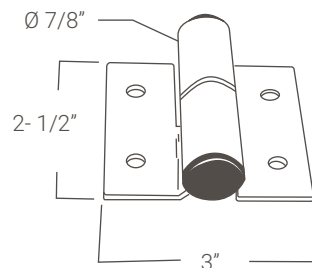
**Coat Hook-Bumper**



**Pull**



**Indicator Latch-Keeper**



**Surface Mount Hinge**