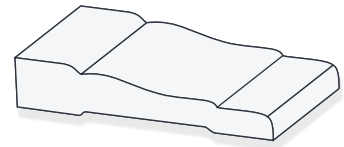


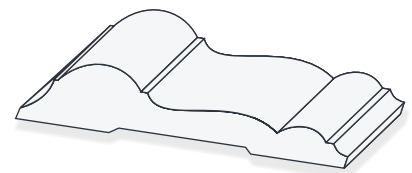
MOLDING CHART



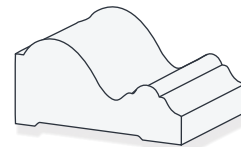
Blaine
(5/8 x 2 -1/2)
wood



Dalbogh
(11/16 x 3)
wood



Miranda
(7/8 x 1 -5/8)
wood



Digby
(5/8 x 1 -9/16)
wood



Delta
(5/8 x 1 -1/8)
wood



Bonneville
(1/2 x 2)
HPL or CPL



Please note: Unless requested otherwise, molding frames will be built in "picture frame" style.

Shown are stock profiles, others are available at additional cost and lead time.

Refer to actual samples to confirm selection. Molding samples may be ordered by following this link: [Samples](#)

Offered profiles are subject to change without notice.